



Aussie Pumps

Reliable Products ... Reliable People

AUSSIE GMP PUMPS ELECTRIC DRIVE SEMI TRASH ... HIGH FLOWS & HIGH HEADS

Aussie GMP self priming centrifugal electric drive semi trash pumps in 1.5" to 8" configurations, designed for high and low pressure operations.

Pumps feature big open impellers, non clog design, silicon carbide mechanical seal, stainless steel wear plate and **large front opening port** to permit cleaning without pipe work disconnection.

Flows available to 8,300 litres per minute and heads to a massive 78 metres.

Available in cast iron, these heavy duty pumps are suitable for a wide range of industrial and agricultural applications.

Features

- Heavy duty cast construction
- Open non clog style impeller
- Self primes from 6 metres vertical lift
- Front mounted clean out port
- Close coupled to a heavy duty TEFC single or three phase IP rated electric drive motor
- Stainless steel motor shaft
- Cast iron foot mounting on pumps up to 2kW, pumps 4kW & over mounted on steel base plate
- Silicon carbide seals standard on cast iron pumps, other seals available on request
- Stainless steel wear plate
- Stainless steel impeller options for abrasive applications

Benefits

- » Long trouble free life
- » Pumps solids in suspension
- » Easy & fast to set up
- » Pump clean out or maintenance without pipe work dismantling
- » Compact design for ease of installation. Motor can be disconnected for maintenance without disconnecting pipework.
- » Corrosion resistant
- » Stable, easy to install
- » Flexibility of handled liquids
- » Protects pump from wear, cuts maintenance

Specifications ... High flow options

Port size (in/out)	Model	CAT no. (old/current)	Motor	kW	IP rating	Curve page 2	Total Head (m)	Max Capacity (l/m)	Solid size (mm)
1½ x 1½	B1½KQ-A/ST	EA6E/(EBET*)	1φ, 240v	0.75	54 (*55)	①	15	270	11
		EA6F/(EAEU*)	3φ, 415v						
2" x 2"	B2KQ-A/ST	EB93	1φ, 240v	2.2	54 (*55)	②	18	440	19
		EB78 (EBGI*)	3φ, 415v						
3" x 3"	B3KQ-A/ST	EAR5/(EBEZ*)	1φ, 240v	2.2	54 (*55)	③	16	900	27
		EAR6/(EBEJ*)	3φ, 415v						
	B3XR-A/ST	EAS1/EAFV		4	55	⑤	26	1,300	19
		EAS3/EANH	3φ, 415v	5.5		⑥	26	1,400	24
		EAS5/EANL		7.5		⑦	31	1,500	24
4" x 4"	B4KQ-A/ST	EAR8/EAGF	3φ, 415v	4	55	④	14	1,600	37
		EADL		11		⑧	30	2,200	35
		EAS7/EANM	3φ, 415v	15		⑨	29	2,300	39
6" x 6"	B6XR-A/ST	EAVM	3φ, 415v, 4 pole	11	55	⑩	14	4,000	50
8" x 8"	B8XR-A/ST	EB00	3φ, 415v, 4 pole	30	55	⑪	16	7,500	70
		EB01		37		⑫	20	8,300	70

(*) ... new line motors being introduced on pumps 2.2kW & under with improved efficiency & IP rating



4" B4XR-A/ST



Applications:

Cast Iron

- Industrial waste pump out
- Livestock effluent pump out
- Public sewage works
- Abattoir waste pump out
- Piggeries, chicken processing, feed lots
- Wash bay water recirculation
- Batch plant recirculation
- mineral processing
- Quarry dewatering



NEW 3" High Head Semi Trash pumps ... details page 4

Due to our program of continuous product development the manufacturer reserves the right to alter specifications without notice.



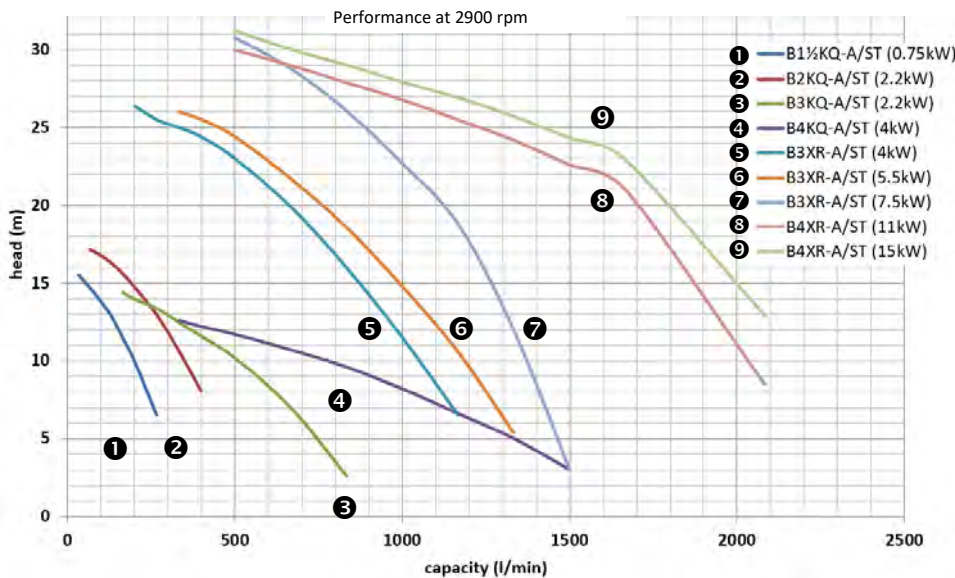
Aussie Pumps

Reliable Products ... Reliable People

AUSSIE GMP PUMPS ELECTRIC DRIVE SEMI TRASH ... HIGH FLOWS & HIGH HEADS

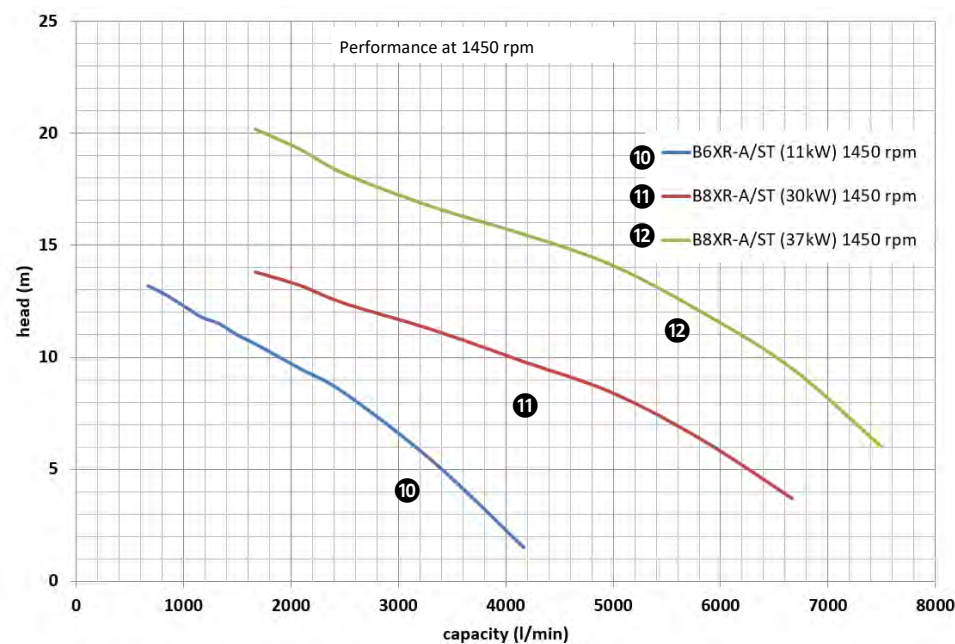
Performance Curves:

High Flow Semi Trash



Golden Rule

Operate pump at the best efficiency point ... 85% of max pump head



Rejuvenation kits...

Contain gaskets, mech seal, counterface & complete check valve to make servicing these pumps a breeze.



Curves should be used as a guide only.
Detailed curves available on request.



AUSSIE GMP PUMPS ELECTRIC DRIVE SEMI TRASH ... HIGH FLOWS & HIGH HEADS

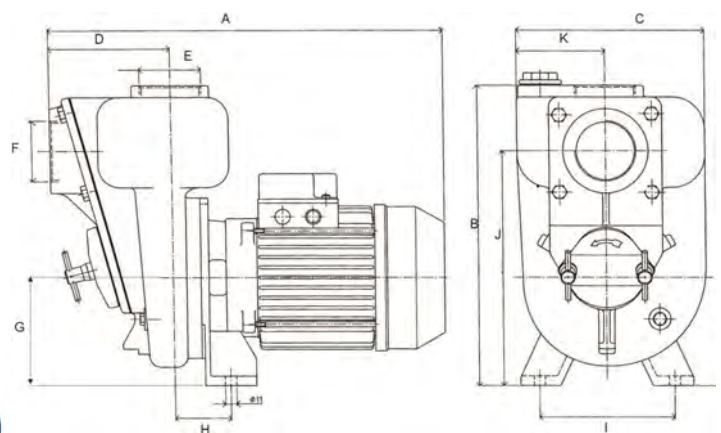
Dimensions:

Model	Length - A (mm)	Height - B (mm)	Width - C (mm)	Weight (kg)
B1½KQ-A/ST	275 (412*)	285 (295*)	215 (185*)	20 (23.5*)
B2KQ-A/ST	410 (455*)	294 (307*)	185 (202*)	31.5 (29.5*)
B3KQ-A/ST*	485 (495*)	295 (295*)	190 (222*)	31.5 ()

(*) new line versions



Full data sheet available for each pump ...
contact Aussie Pumps

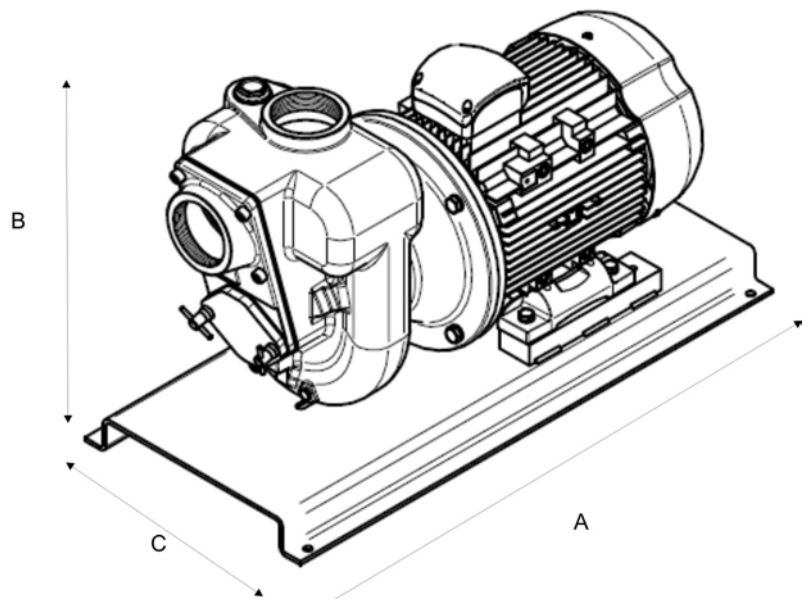


*B2KQ-A/ST new line version with feet mounted on motor, not pump

Model	Length - A (mm)	Height - B (mm)	Width - C (mm)	Weight (kg)
B3XR-A/ST 4kW	700	450	360	79
B3XR-A/ST 5.5kW or 7.5kW	790	470	360	98
B4KQ-A/ST	700	455	360	84
B4XR-A/ST 11kW	1000	544	470	217
B4XR-A/ST 15kW	1000	544	470	228
B6XR-A/ST 11kW	1250	715	550	360
B6XR-A/ST	1900	950	670	625
B8XR-A/ST	1900	950	670	660

Optional Accessories:

- Heavy duty galvanised roll frame (standard on diesel drive)
- Heavy duty suction hoses 2" and 3"
- Medium pressure lay flat delivery hose, working pressure 100 psi
- High flow diesel transfer fuel nozzle
- Carbon ceramic, silicon carbide, tungsten carbide or Viton seals available
- Strainers and couplings





Aussie Pumps

Reliable Products ... Reliable People

AUSSIE GMP PUMPS ELECTRIC DRIVE SEMI TRASH ... HIGH HEADS TO 78M

NEW 2" & 3" HIGH HEAD SEMI TRASH PUMPS

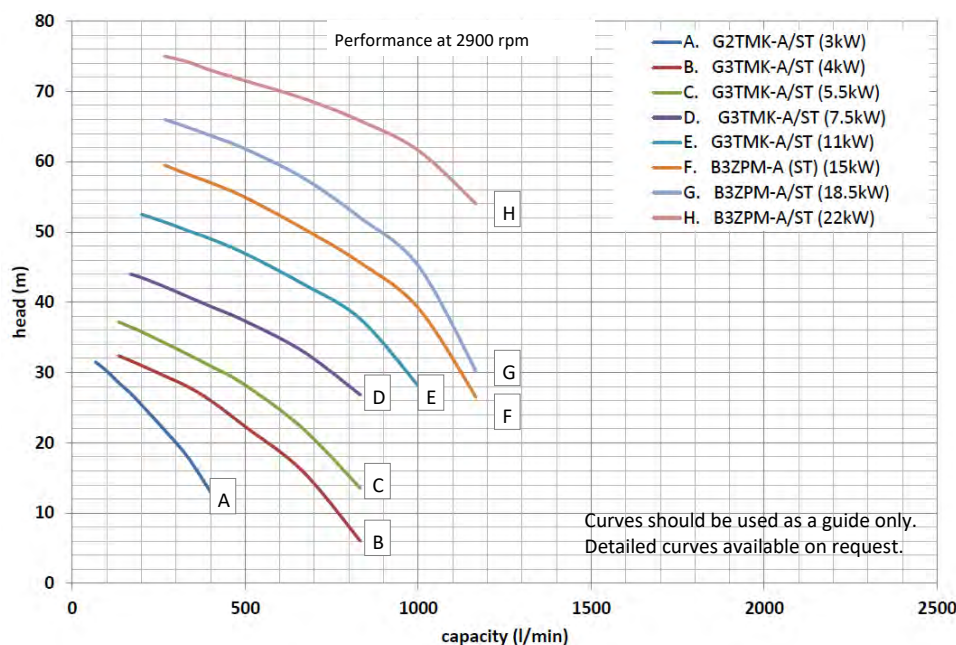
- » Exceptional performance
- » Semi trash for solids handling
- » Silicon carbide mech seal & stainless steel shaft



Suct/Del	Model	Motor	kW	IP rating	Curve page 2	Total Head (m)	Capacity (l/m)	Solid size (mm)	Cast iron CAT no.
2" x 2"	G2TMK-A/ST	415v	3	55	A	34	400	8	EA9P
3" x 3"	G3TMK-A/ST		4		B	35	800	8	EANC
			5.5		C	40	910	10	EAND
			7.5		D	47	850	13	EANE
			11		E	54.4	1100	16	EANG
	B3ZPM-A/ST		15		F	64	1250	13	EAMS
			18.5		G	70	1250	14	EA9A
			22		H	78	1250	19	EA9B



Hydraulic & bare shaft options available



Golden Rule
Operate pump at the best efficiency point ...
85% of max pump head

Rejuvenation kits...
Contain gaskets, mech seal, counterface & complete check valve to make servicing these pumps a breeze.



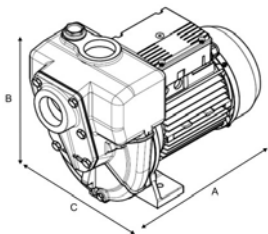
Due to our program of continuous product development the manufacturer reserves the right to alter specifications without notice.



Aussie Pumps

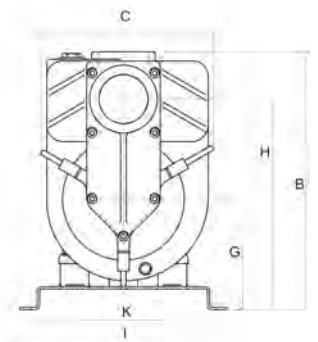
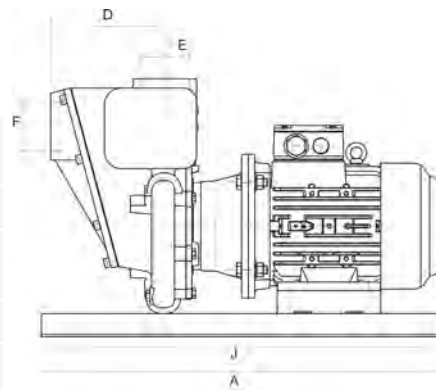
Reliable Products ... Reliable People

AUSSIE GMP PUMPS ELECTRIC DRIVE SEMI TRASH ... HIGH FLOWS & HIGH HEADS



Model		Length A (mm)	Height B (mm)	Width C (mm)	Weight (kg)
G2TMK-A/ST	2.2kW	450	316	230	37
	3kW	450	316	230	37

Model		Length A (mm)	Height B (mm)	Width C (mm)	Weight (kg)
G3TMK-A/ST	4kW	700	450	360	82.5
	5kW, 7.5kW	790	467	360	99 105
	11kW	1000	505	470	202
B3ZPMA/ST	15kW	1000	525	470	222
	18.5kW	1000	530	470	247
	22kW	1000	530	470	275



Full data sheet available for each pump ... contact Aussie Pumps

Pumps 4kW & over are mounted on a base plate